

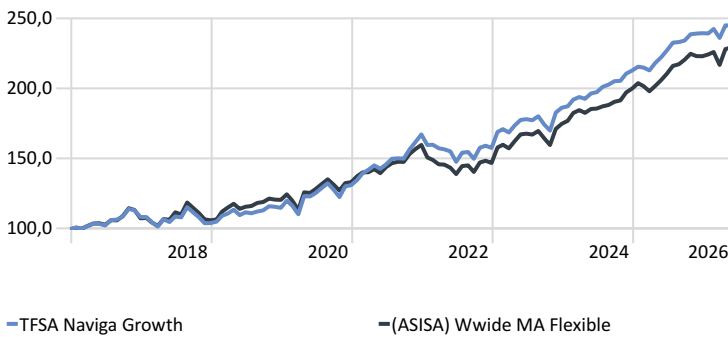
### INVESTMENT OBJECTIVE

The primary investment objective of the portfolio is to provide the investor with capital growth over the long term, with high levels of volatility. This is a worldwide flexible portfolio. The portfolio has a flexible mandate in terms of asset allocation, with no limit to total equity or offshore exposure. This portfolio is suitable for use in a Tax Free Savings Account (TFSA).

### INVESTMENT GROWTH

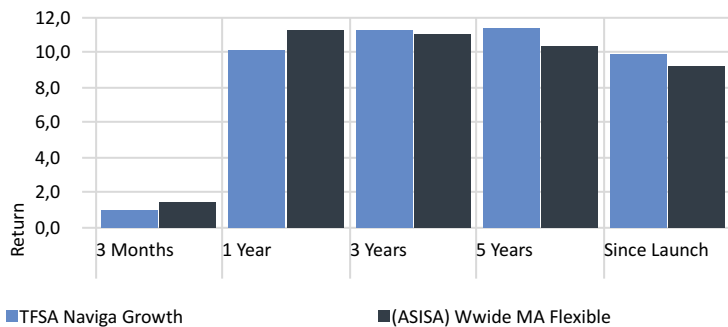
Time Period: 2017/01/01 to 2026/05/31

Currency: Rand



### RETURNS

Currency: Rand



### TRAILING RETURNS

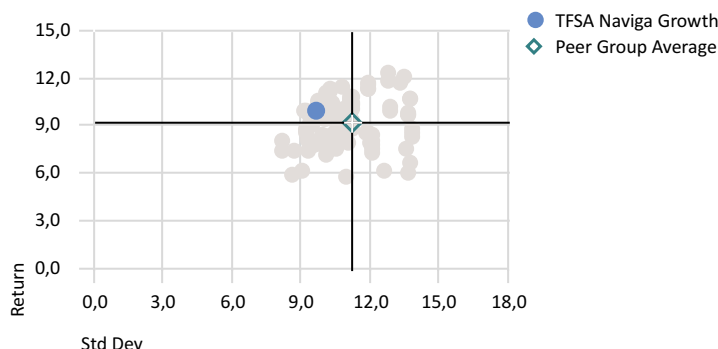
Currency: Rand

	3 Months	1 year	3 years	5 years	Since Launch
TFSA Naviga Growth	0,96	10,10	11,24	11,33	9,95
(ASISA) Wwide MA Flexible	1,45	11,28	11,03	10,38	9,20

### RISK-REWARD

Time Period: 2017/01/01 to 2026/05/31

Peer Group (5-95%): Funds - ASISA Sector (South Africa) - (ASISA) Wwide MA Flexible Currency: Rand



Source: Morningstar Direct

### PORTFOLIO INFORMATION

Portfolio manager:	Investment Committee
Launch date:	1 January 2017
ASISA Category:	Worldwide Multi-Asset Flexible
Regulation 28:	This portfolio is not managed in accordance with Regulation 28
Effective Annual Cost (EAC):	Refer to Linked Investment Service Provider

The Total Expense Ratio (TER) of the underlying funds, administration, and portfolio management fee may differ from platform to platform and can be obtained from the particular LISP's quote. A schedule of fees, charges and maximum commissions are available on request.

### INVESTMENT COMMITTEE

Dawie Roodt  
Diaan Janse van Rensburg  
Pierre de Klerk  
Mitsie van der Westhuizen  
Eben Louw

### RISK PROFILE



### HIGH

- High-risk portfolios generally have high levels of equity exposure in comparison to other risk profile portfolios, resulting in higher volatility than lower-risk portfolios.
- High exposure to equity and other growth assets also increases the probability of capital loss (permanent or temporary) compared to lower-risk portfolios.
- However, the potential long-term investment returns from high-risk portfolios are expected to be higher than lower-risk portfolios.

### ROLLING 1 YEAR RETURN - Worldwide MA Flexible

Time Period: 2000/07/01 to 2026/05/31

Currency: Rand

Maximum 12 Month Return	12,34%
Minimum 12 Month Return	-6,40%

### TOP 10 HOLDINGS

Nedgroup Inv Bravata Ww Flex C	13,00
Nedgroup Inv Core Global FF A	13,00
Foord Flexible FoF B4	10,00
Satrix MSCI World Feeder ETF	10,00
Select BCI Enhanced Core Global Eq FoF A	10,00
Ninety One Global Franchise FF H	8,00
Coronation Bond P	7,50
Coronation Top 20 Q3	6,00
Satrix Capped All Share ETF	6,00
Select BCI Enhanced Core Equity A	6,00

# TFSA NAVIGA GROWTH PORTFOLIO

NAVIGA  
SOLUTIONS

## MODEL PORTFOLIO INFORMATION DOCUMENT

DATE 2026/05/31

### RETURN/RISK ANALYSIS

Time Period: 2017/01/01 to 2026/05/31

Currency: Rand

Best Month	11,64%
Best Month End Date	2020/04/30
Worst Month	-5,15
Worst Month End Date	2020/03/31
Sharpe Ratio	0,40

### MORNINGSTAR STYLE BOX

Portfolio Date: 2026/05/31

	Value	Blend	Growth
Large	18,9	23,6	17,6
Mid	9,9	11,8	6,7
Small	5,1	4,9	1,6

Market Cap	%
Market Cap Giant %	31,7
Market Cap Large %	28,3
Market Cap Mid %	28,4
Market Cap Small %	9,1
Market Cap Micro %	2,4

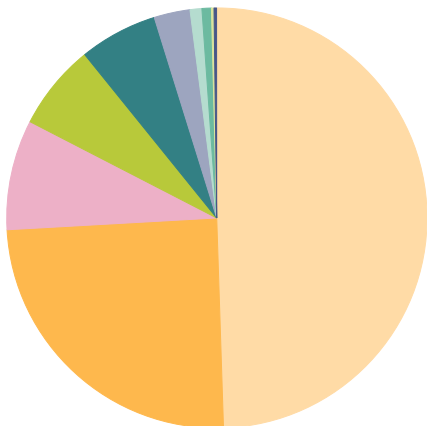
### MONTHLY RETURNS

Currency: Rand

	Jan	Feb	Mar	Apr	May	Jun	Jul	Aug	Sep	Oct	Nov	Dec	Year
2026	-0,07	1,32	-2,63	3,80	-0,10								2,23
2025	1,28	-0,29	-0,92	2,44	1,87	2,20	2,43	0,17	0,46	1,90	0,21	0,11	12,44
2024	0,53	2,54	0,96	-0,65	1,95	0,50	1,91	0,79	1,19	0,12	2,49	1,06	14,17
2023	7,20	1,16	-1,37	2,92	2,28	0,30	-0,43	1,59	-3,17	-2,54	7,51	1,88	18,09
2022	-4,50	0,16	-1,59	-0,48	-0,94	-4,75	4,39	0,29	-3,09	5,20	0,93	-0,98	-5,72
2021	2,78	3,51	1,83	2,16	-1,65	2,12	2,78	0,23	-0,18	4,43	3,26	3,36	27,40
2020	4,37	-3,00	-5,15	11,64	-0,18	2,05	2,80	2,52	-3,34	-4,16	6,18	0,66	13,96
2019	0,99	3,87	1,54	2,38	-3,34	1,80	-0,61	1,12	0,73	2,59	-0,35	-0,63	10,34
2018	-0,02	-3,27	-3,08	5,02	-1,73	3,72	-0,56	6,61	-3,06	-3,16	-3,96	0,17	-3,92
2017	1,25	-1,01	1,88	1,79	-0,11	-1,14	3,75	0,33	2,02	4,98	-0,84	-4,23	8,68

### ASSET ALLOCATION

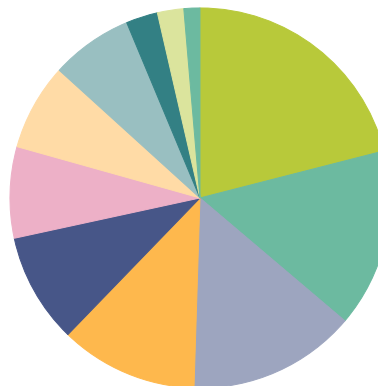
Portfolio Date: 2026/05/31



	%
Non-SA Equity	49,5
SA Equity	24,6
SA Bond	8,5
Non-SA Cash	6,6
Non-SA Bond	6,0
SA Cash	2,8
Non-SA Property	0,9
SA Property	0,7
Non-SA Other	0,2
Non-SA Unit Trust	0,2
Other	0,0
<b>Total</b>	<b>100,0</b>

### EQUITY SECTORS

Portfolio Date: 2026/05/31



	%
Financial Services	21,0
Technology	15,2
Consumer Cyclical	14,3
Consumer Defensive	11,7
Basic Materials	9,4
Communication Services	7,8
Healthcare	7,4
Industrials	7,0
Energy	2,7
Real Estate	2,2
Other	1,4
<b>Total</b>	<b>100,0</b>

### DISCLAIMER

Managed by: Naviga Solutions. Authorised Financial Service Provider, FSP Number 381.

The fund allocation (above) indicates the model portfolio fund holdings, which are quantitatively and qualitatively assessed on a quarterly basis by the independent investment committee. Where any of the above funds are not available on any particular Linked Investment Service Provider (LISP) platform, an appropriately comparable replacement fund is selected by the investment committee. Due to the possible fund composition variations resulting from such comparable replacements, the actual overall asset allocation, fees and returns may differ across platforms. Periodic portfolio rebalancing is initiated by the investment committee to realign strategic allocations whilst taking specific account of the intended risk and return profiles of the portfolios as well as capital gains tax and cost effects. Past performance is not indicative of future performance. The capital or the return of a portfolio is not guaranteed. A wrap fund is a portfolio consisting of a number of underlying investments wrapped into a single product. Wrap funds are not legal CIS funds of funds as the wrap fund itself is not a collective investment portfolio, but is simply a collection of separate collective investment portfolios and money market accounts. With a wrap fund the investor has direct ownership of the underlying investments. Wrap funds are not regulated by the Collective Investment Schemes Control Act and do not have a separate legal status. They are regulated by the same legislation that applies to Linked Investment Services Providers (LISPs), namely the Stock Exchanges Control Act and the Financial Markets Control Act. Investors should take note that any changes made within a wrap fund can trigger capital gains tax.

This document should not be seen as an offer to purchase any specific product and is not to be construed as advice or guidance in any form whatsoever. Investors are encouraged to obtain independent professional investment and taxation advice before investing in the model portfolios.

The portfolio's performance numbers are based on a master portfolio tracked in the Morningstar Direct system. These performance numbers are net of all underlying managers TER's, but gross of the model portfolio management, LISP and advice fees. The Effective Annual Cost (EAC) can be obtained from the specific Linked Investment Service Provider (LISP).